



The Town of Leesburg

# Service Line Inventory Customer Self-Reporting Survey

The Town of Leesburg Service Line Compliance Campaign is working to proactively comply with revisions the U.S. Environmental Protection Agency made to the Lead and Copper Rule. A new federal requirement, the updated rule applies to all water systems in the nation and requires an inventory of service line materials to ensure there is no lead.

We need you to complete our online survey since your house was constructed before 1979 and we do not have records indicating the material used for your water service line. When we have no documentation confirming the service line material, it is listed as "unknown."

## WHAT YOU NEED TO HAVE ON HAND:



Smartphone



Key



Magnet



Coin



Flashlight

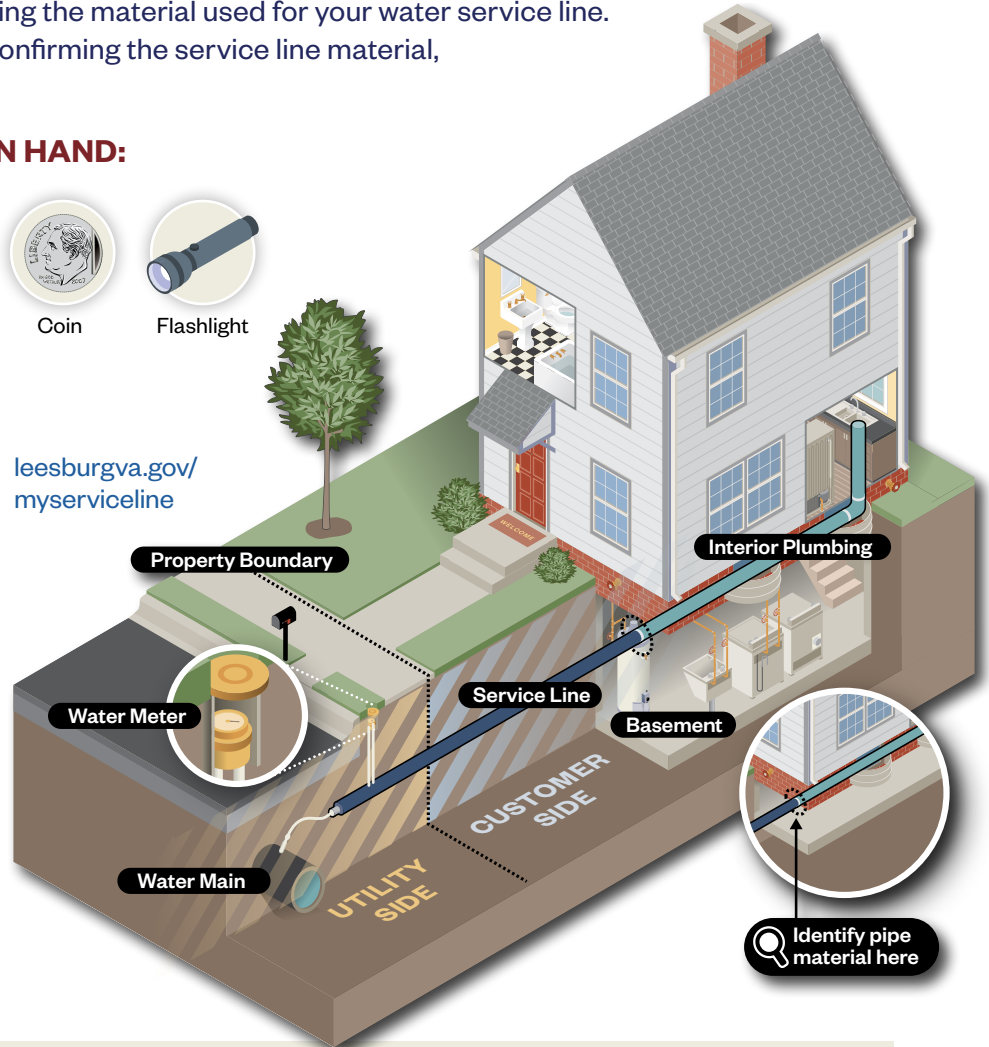
**1** Scan QR code with your smartphone.



[leesburgva.gov/  
myserviceline](http://leesburgva.gov/my serviceline)

**2** Follow the instructions on the map to locate your service line address. Select your address and click the link to open the material verification form.

**3** Follow these steps to identify your service line material:



### STEP 1

Locate your service line. A service line is that segment of the water line that carries the water from the water main to the residence. It is typically located in the basement or crawlspace as shown in the above graphic.

### STEP 2.

Using the key, coin, or other tool, lightly scratch your water service line as close to the wall as possible where it enters the home. Note the color.

### STEP 3.

Place a magnet on the pipe. Note if it does or does not stick.

### STEP 4.





Tap the pipe with a coin. Note the sound. *(Continued on the next page)*



The Town of Leesburg  
**Service Line Inventory Customer Self-Reporting Survey**

**STEP 5.** Submit a photograph of the service line.

- Use a camera or smartphone to capture a clear and well-lit image of the service line material at the point it enters your wall.
- Upload the image. Click on the “Drop file here or select file” bar. Choose the file to upload (make sure it does not exceed 100MB in size).
- Type in a brief description of the file you uploaded. **The description should include where you located the service line, i.e., basement, crawl space, etc.**

PIPE MATERIAL				
	Copper	Galvanized	Lead	Plastic/HDPE/PVC
SCRATCH RESULT	Copper or orange	Dull gray	Shiny silver	Matches pipe surface
MAGNET RESULT	No	Yes	No	No
TAPPING RESULT	Metallic, ringing noise	Metallic, ringing noise	Dull noise	Dull, plastic noise



Thank you for participating in this survey and assisting us with service line material identification.